

# The Drax Power (Generating Stations) Order

Land at, and in the vicinity of, Drax Power Station, near Selby, North Yorkshire

## Environmental Statement Appendix 5.8 – Traffic Flows – With and Without Development



The Planning Act 2008  
The Infrastructure Planning (Applications: Prescribed Forms and Procedure)  
Regulations 2009 – Regulation 5(2)(a)

### **Drax Power Limited**

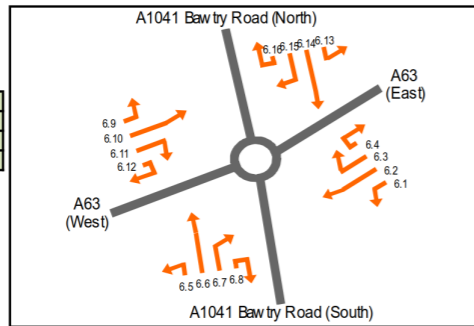
Drax Repower Project

Applicant: DRAX POWER LIMITED  
Date: May 2018  
Document Ref: 6.2.5.8  
PINS Ref: EN010091

2022 AM with and without Development flows

|      |      |      |      |
|------|------|------|------|
| 6.16 | 6.15 | 6.14 | 6.13 |
| -    | -    | 26   | -    |
| 0    | 242  | 344  | 105  |
| 0    | 242  | 370  | 105  |

|      |   |     |     |
|------|---|-----|-----|
| 6.9  | - | 318 | 318 |
| 6.10 | - | 218 | 218 |
| 6.11 | 2 | 237 | 239 |
| 6.12 | - | 0   | 0   |

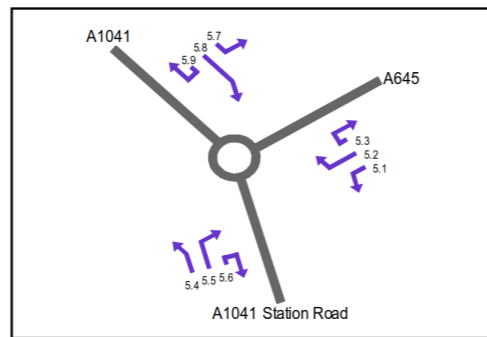


|     |    |     |     |
|-----|----|-----|-----|
| 6.4 | -  | 0   | 0   |
| 6.3 | -  | 96  | 96  |
| 6.2 | -  | 233 | 233 |
| 6.1 | 10 | 247 | 257 |

|     |     |     |     |
|-----|-----|-----|-----|
| 6.5 | 6.6 | 6.7 | 6.8 |
| 0   | 0   | 0   | -   |
| 103 | 534 | 266 | 2   |
| 103 | 534 | 266 | 2   |

Movement Number  
 Drax Development Trips Cars/LGVs  
 2018+TEMPRO Adj & NRTF PCUs  
 Scenario Total  
 21 Drax HGVs  
 21 Committed Developments

|     |     |     |
|-----|-----|-----|
| 5.9 | 5.8 | 5.7 |
| -   | -   | 38  |
| 0   | 280 | 446 |
| 0   | 280 | 484 |



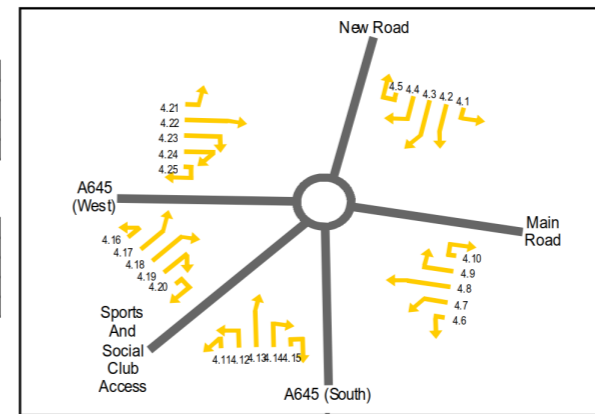
|      |    |     |     |
|------|----|-----|-----|
| 4.21 | 38 | 72  | 110 |
| 4.22 | -  | 96  | 96  |
| 4.23 | -  | 289 | 289 |
| 4.24 | -  | 7   | 7   |
| 4.25 | -  | 11  | 11  |

|      |   |   |   |
|------|---|---|---|
| 4.16 | - | 3 | 3 |
| 4.17 | - | 0 | 0 |
| 4.18 | - | 2 | 2 |
| 4.19 | - | 1 | 1 |
| 4.20 | - | 0 | 0 |

|     |   |     |     |
|-----|---|-----|-----|
| 5.3 | - | 0   | 0   |
| 5.2 | 0 | 335 | 335 |
| 5.1 | - | 134 | 134 |

|     |     |     |
|-----|-----|-----|
| 5.4 | 5.5 | 5.6 |
| -   | -   | 1   |
| 330 | 150 | 1   |
| 330 | 150 | 1   |

|     |     |     |     |     |
|-----|-----|-----|-----|-----|
| 4.5 | 4.4 | 4.3 | 4.2 | 4.1 |
| -   | 0   | -   | 0   | -   |
| 0   | 43  | 0   | 46  | 2   |
| 0   | 43  | 0   | 58  | 2   |



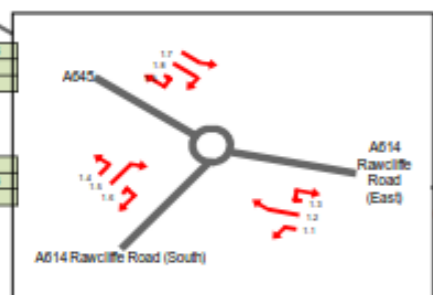
|      |      |      |      |      |
|------|------|------|------|------|
| 4.11 | 4.12 | 4.13 | 4.14 | 4.15 |
| -    | -    | 86   | -    | -    |
| 3    | 445  | 86   | 67   | 0    |
| 3    | 445  | 184  | 67   | 0    |

|      |   |    |    |
|------|---|----|----|
| 4.10 | - | 0  | 0  |
| 4.9  | - | 4  | 4  |
| 4.8  | - | 80 | 80 |
| 4.7  | - | 0  | 0  |
| 4.6  | - | 40 | 40 |

Continues to ----->

|     |   |     |     |
|-----|---|-----|-----|
| 1.7 | 0 | 333 | 346 |
| 1.8 | - | 31  | 31  |
| 1.9 | - | 9   | 9   |

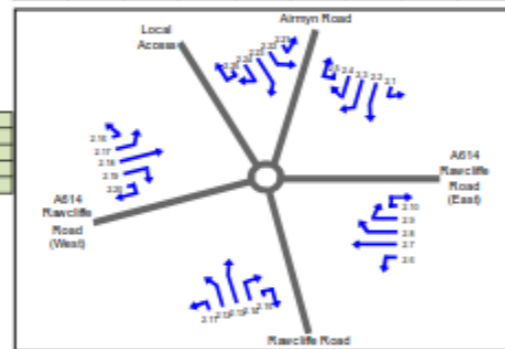
|     |   |     |     |
|-----|---|-----|-----|
| 1.4 | - | 54  | 54  |
| 1.5 | - | 373 | 373 |
| 1.6 | - | 1   | 1   |



|     |    |     |     |
|-----|----|-----|-----|
| 1.3 | -  | 0   | 0   |
| 1.2 | 86 | 547 | 646 |
| 1.1 | -  | 277 | 277 |

|      |   |     |     |
|------|---|-----|-----|
| 2.16 | - | 1   | 1   |
| 2.17 | - | 73  | 73  |
| 2.18 | 0 | 606 | 613 |
| 2.19 | - | 44  | 44  |
| 2.20 | - | 0   | 0   |

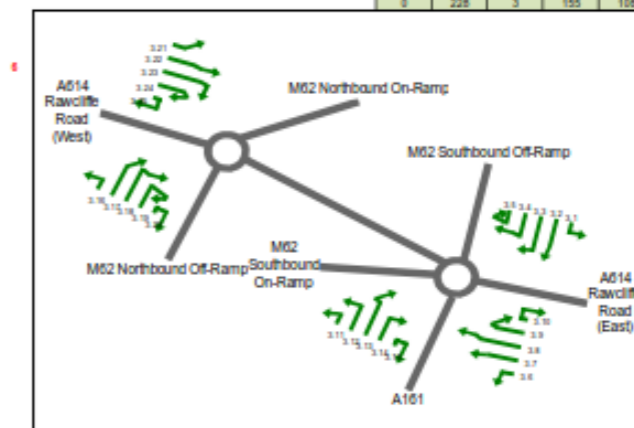
|      |      |      |      |      |     |     |     |     |     |
|------|------|------|------|------|-----|-----|-----|-----|-----|
| 2.25 | 2.24 | 2.23 | 2.22 | 2.21 | 2.5 | 2.4 | 2.3 | 2.2 | 2.1 |
| -    | -    | -    | -    | -    | -   | -   | -   | -   | -   |
| 0    | 0    | 0    | 7    | 0    | 1   | 1   | 132 | 21  | 53  |
| 0    | 0    | 0    | 7    | 0    | 1   | 1   | 132 | 21  | 53  |



|      |      |      |      |      |
|------|------|------|------|------|
| 2.11 | 2.12 | 2.13 | 2.14 | 2.15 |
| -    | -    | -    | -    | -    |
| 73   | 0    | 7    | 250  | 1    |
| 73   | 0    | 7    | 250  | 1    |

|      |    |     |     |      |   |     |     |
|------|----|-----|-----|------|---|-----|-----|
| 2.10 | -  | 1   | 1   | 3.21 | 0 | 237 | 237 |
| 2.9  | -  | 29  | 29  | 3.22 | - | 195 | 195 |
| 2.8  | -  | 12  | 12  | 3.24 | - | 360 | 360 |
| 2.7  | 86 | 657 | 756 | 3.25 | - | 0   | 0   |
| 2.6  | -  | 60  | 60  | -    | - | -   | -   |

|     |     |     |     |     |
|-----|-----|-----|-----|-----|
| 3.9 | 3.4 | 3.3 | 3.2 | 3.1 |
| -   | 11  | -   | -   | -   |
| 0   | 217 | 3   | 195 | 109 |
| 0   | 228 | 3   | 195 | 108 |



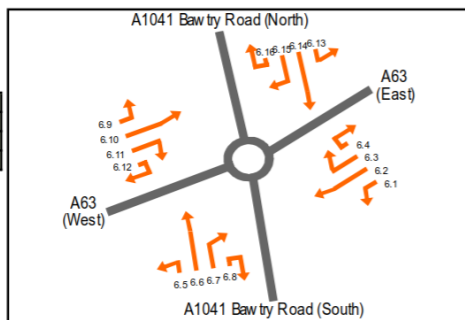
|      |   |     |     |
|------|---|-----|-----|
| 3.10 | - | 0   | 0   |
| 3.9  | - | 31  | 31  |
| 3.8  | - | 342 | 342 |
| 3.7  | - | 201 | 201 |
| 3.6  | - | 15  | 15  |

|      |      |      |      |      |      |      |      |      |      |
|------|------|------|------|------|------|------|------|------|------|
| 3.18 | 3.17 | 3.16 | 3.15 | 3.20 | 3.11 | 3.12 | 3.13 | 3.14 | 1.15 |
| 75   | -    | -    | -    | -    | -    | -    | -    | -    | -    |
| 271  | 0    | 276  | 218  | 5    | 232  | 117  | 117  | 12   | 0    |
| 359  | 0    | 276  | 218  | 5    | 232  | 117  | 117  | 12   | 0    |

2026 AM with and without Development flows

|      |      |      |      |
|------|------|------|------|
| 6.16 | 6.15 | 6.14 | 6.13 |
| -    | -    | 23   | -    |
| 0    | 261  | 372  | 113  |
| 0    | 261  | 395  | 113  |

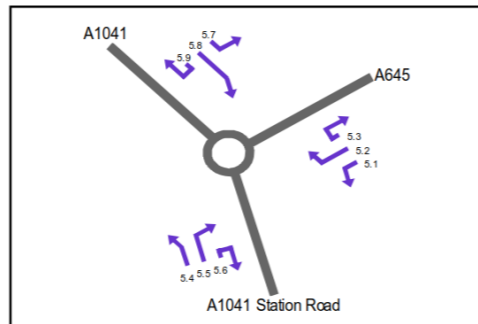
|      |   |     |     |
|------|---|-----|-----|
| 6.9  | - | 344 | 344 |
| 6.10 | - | 232 | 232 |
| 6.11 | 2 | 256 | 257 |
| 6.12 | - | 0   | 0   |



|     |   |     |     |
|-----|---|-----|-----|
| 6.4 | - | 0   | 0   |
| 6.3 | - | 105 | 105 |
| 6.2 | - | 249 | 249 |
| 6.1 | 9 | 266 | 275 |

|     |     |     |     |
|-----|-----|-----|-----|
| 6.5 | 6.6 | 6.7 | 6.8 |
| 0   | 0   | 0   | -   |
| 112 | 579 | 287 | 2   |
| 112 | 579 | 287 | 2   |

|     |     |     |
|-----|-----|-----|
| 5.9 | 5.8 | 5.7 |
| -   | -   | 34  |
| 0   | 303 | 481 |
| 0   | 303 | 515 |



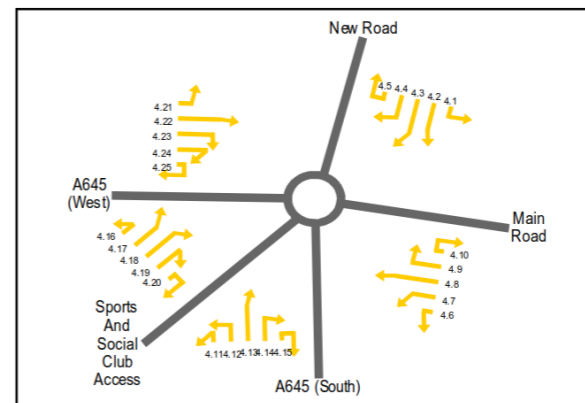
|      |    |     |     |
|------|----|-----|-----|
| 4.21 | 34 | 78  | 111 |
| 4.22 | -  | 103 | 103 |
| 4.23 | -  | 311 | 311 |
| 4.24 | -  | 8   | 8   |
| 4.25 | -  | 12  | 12  |

|      |   |   |   |
|------|---|---|---|
| 4.16 | - | 4 | 4 |
| 4.17 | - | 0 | 0 |
| 4.18 | - | 2 | 2 |
| 4.19 | - | 1 | 1 |
| 4.20 | - | 0 | 0 |

|     |   |     |     |
|-----|---|-----|-----|
| 5.3 | - | 0   | 0   |
| 5.2 | 0 | 361 | 361 |
| 5.1 | - | 144 | 144 |

|     |     |     |
|-----|-----|-----|
| 5.4 | 5.5 | 5.6 |
| -   | -   | -   |
| 358 | 162 | 1   |
| 358 | 162 | 1   |

|     |     |     |     |     |
|-----|-----|-----|-----|-----|
| 4.5 | 4.4 | 4.3 | 4.2 | 4.1 |
| -   | 0   | -   | 0   | -   |
| 0   | 46  | 0   | 48  | 2   |
| 0   | 46  | 0   | 60  | 2   |



|      |   |    |    |
|------|---|----|----|
| 4.10 | - | 0  | 0  |
| 4.9  | - | 4  | 4  |
| 4.8  | - | 87 | 87 |
| 4.7  | - | 0  | 0  |
| 4.6  | - | 43 | 43 |

|      |      |      |      |      |
|------|------|------|------|------|
| 4.11 | 4.12 | 4.13 | 4.14 | 4.15 |
| -    | -    | 77   | -    | -    |
| 4    | 481  | 92   | 72   | 0    |
| 4    | 481  | 181  | 72   | 0    |

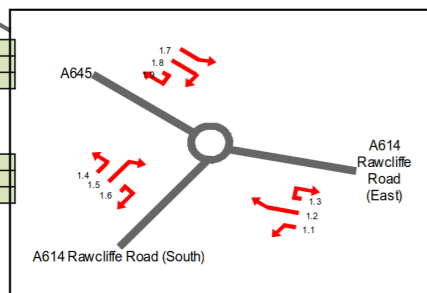
Movement Number  
 Drax Development Trips Cars/LGVs  
 2018+TEMPRO Adj & NRTF PCUs  
 Scenario Total  
 Drax HGVs  
 Committed Developments

21  
21

Continues to ----->

|     |   |     |     |
|-----|---|-----|-----|
| 1.7 | 0 | 358 | 369 |
| 1.8 | - | 34  | 34  |
| 1.9 | - | 0   | 0   |

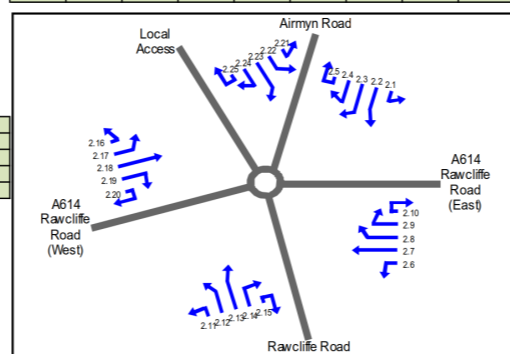
|     |   |     |     |
|-----|---|-----|-----|
| 1.4 | - | 58  | 58  |
| 1.5 | - | 403 | 403 |
| 1.6 | - | 1   | 1   |



|     |    |     |     |
|-----|----|-----|-----|
| 1.3 | -  | 0   | 0   |
| 1.2 | 77 | 591 | 679 |
| 1.1 | -  | 299 | 299 |

|      |   |     |     |
|------|---|-----|-----|
| 2.16 | - | 1   | 1   |
| 2.17 | - | 79  | 79  |
| 2.18 | 0 | 646 | 658 |
| 2.19 | - | 47  | 47  |
| 2.20 | - | 0   | 0   |

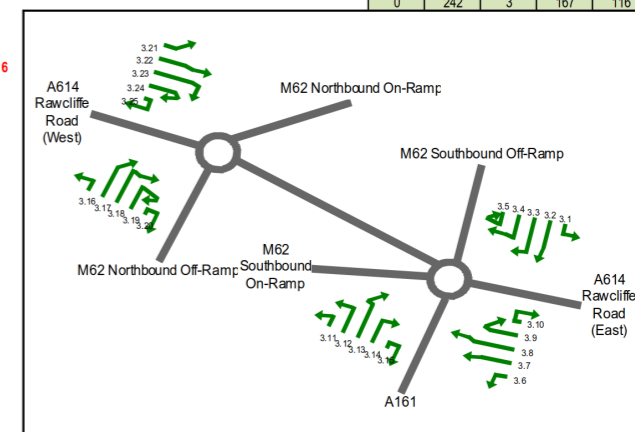
|      |      |      |      |      |     |     |     |     |     |
|------|------|------|------|------|-----|-----|-----|-----|-----|
| 2.25 | 2.24 | 2.23 | 2.22 | 2.21 | 2.5 | 2.4 | 2.3 | 2.2 | 2.1 |
| -    | -    | -    | -    | -    | -   | -   | -   | -   | -   |
| 0    | 0    | 0    | 8    | 0    | 1   | 1   | 142 | 23  | 58  |
| 0    | 0    | 0    | 8    | 0    | 1   | 1   | 142 | 23  | 58  |



|      |      |      |      |      |
|------|------|------|------|------|
| 2.11 | 2.12 | 2.13 | 2.14 | 2.15 |
| -    | -    | -    | -    | -    |
| 79   | 0    | 8    | 267  | 1    |
| 79   | 0    | 8    | 267  | 1    |

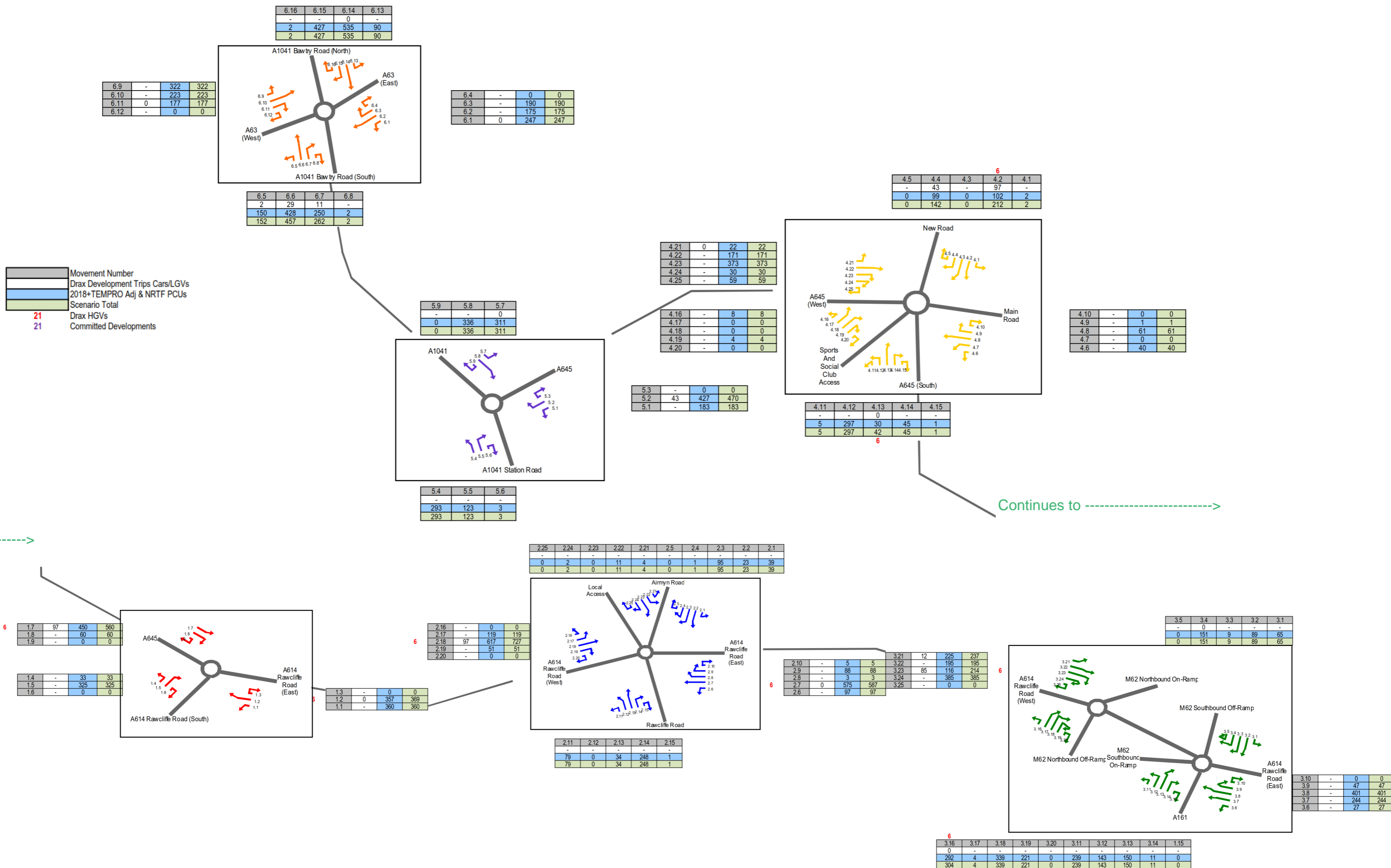
|      |    |     |     |      |   |     |     |
|------|----|-----|-----|------|---|-----|-----|
| 2.10 | -  | 1   | 1   | 3.21 | 0 | 254 | 254 |
| 2.9  | -  | 31  | 31  | 3.22 | - | 211 | 211 |
| 2.8  | -  | 13  | 13  | 3.23 | 0 | 129 | 141 |
| 2.7  | 77 | 709 | 797 | 3.24 | - | 386 | 386 |
| 2.6  | -  | 61  | 61  | 3.25 | - | 0   | 0   |

|     |     |     |     |     |
|-----|-----|-----|-----|-----|
| 3.5 | 3.4 | 3.3 | 3.2 | 3.1 |
| -   | 9   | -   | -   | -   |
| 0   | 233 | 3   | 167 | 116 |
| 0   | 242 | 3   | 167 | 116 |



|      |   |     |     |
|------|---|-----|-----|
| 3.10 | - | 0   | 0   |
| 3.9  | - | 33  | 33  |
| 3.8  | - | 370 | 370 |
| 3.7  | - | 216 | 216 |
| 3.6  | - | 16  | 16  |

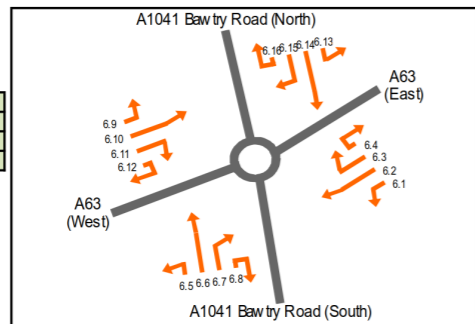
|      |      |      |      |      |      |      |      |      |      |
|------|------|------|------|------|------|------|------|------|------|
| 3.16 | 3.17 | 3.18 | 3.19 | 3.20 | 3.11 | 3.12 | 3.13 | 3.14 | 1.15 |
| 67   | -    | -    | -    | -    | -    | -    | -    | -    | -    |
| 291  | 0    | 297  | 231  | 5    | 244  | 125  | 125  | 13   | 0    |
| 370  | 0    | 297  | 231  | 5    | 244  | 125  | 125  | 13   | 0    |



2026 PM with and without Development flows

|      |      |      |      |
|------|------|------|------|
| 6.16 | 6.15 | 6.14 | 6.13 |
| -    | -    | 0    | -    |
| 2    | 462  | 579  | 97   |
| 2    | 462  | 579  | 97   |

|      |   |     |     |
|------|---|-----|-----|
| 6.9  | - | 349 | 349 |
| 6.10 | - | 239 | 239 |
| 6.11 | 0 | 191 | 191 |
| 6.12 | - | 0   | 0   |

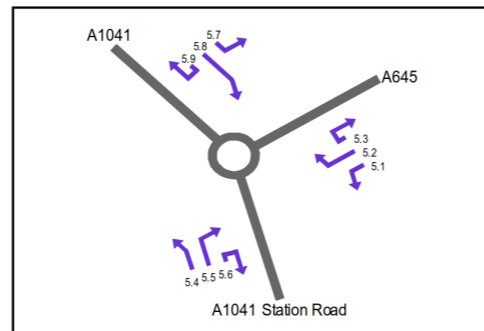


|     |   |     |     |
|-----|---|-----|-----|
| 6.4 | - | 0   | 0   |
| 6.3 | - | 205 | 205 |
| 6.2 | - | 188 | 188 |
| 6.1 | 0 | 267 | 267 |

|     |     |     |     |
|-----|-----|-----|-----|
| 6.5 | 6.6 | 6.7 | 6.8 |
| 2   | 26  | 10  | -   |
| 162 | 464 | 271 | 2   |
| 164 | 490 | 281 | 2   |

Movement Number  
 Drax Development Trips Cars/LGVs  
 2018+TEMPRO Adj & NRTF PCUs  
 Scenario Total  
 Drax HGVs  
 Committed Developments

|     |     |     |
|-----|-----|-----|
| 5.9 | 5.8 | 5.7 |
| -   | -   | 0   |
| 0   | 364 | 336 |
| 0   | 364 | 336 |



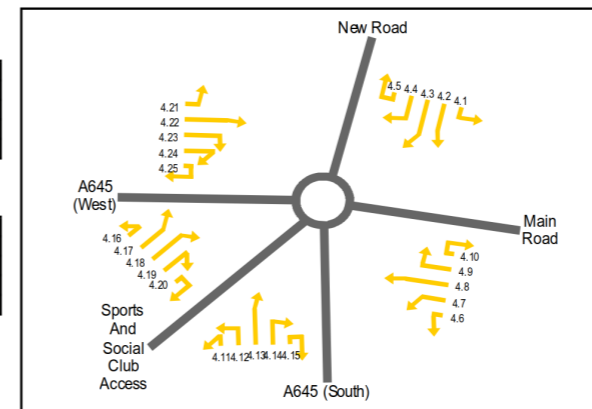
|      |   |     |     |
|------|---|-----|-----|
| 4.21 | 0 | 24  | 24  |
| 4.22 | - | 185 | 185 |
| 4.23 | - | 403 | 403 |
| 4.24 | - | 32  | 32  |
| 4.25 | - | 64  | 64  |

|      |   |   |   |
|------|---|---|---|
| 4.16 | - | 9 | 9 |
| 4.17 | - | 0 | 0 |
| 4.18 | - | 0 | 0 |
| 4.19 | - | 5 | 5 |
| 4.20 | - | 0 | 0 |

|     |    |     |     |
|-----|----|-----|-----|
| 5.3 | -  | 0   | 0   |
| 5.2 | 38 | 462 | 500 |
| 5.1 | -  | 199 | 199 |

|     |     |     |
|-----|-----|-----|
| 5.4 | 5.5 | 5.6 |
| -   | -   | -   |
| 318 | 133 | 3   |
| 318 | 133 | 3   |

|     |     |     |     |     |
|-----|-----|-----|-----|-----|
| 4.5 | 4.4 | 4.3 | 4.2 | 4.1 |
| -   | 38  | -   | 87  | -   |
| 0   | 108 | 0   | 110 | 2   |
| 0   | 146 | 0   | 208 | 2   |



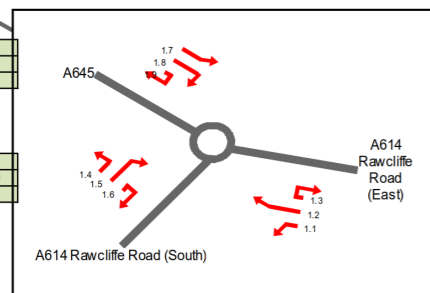
|      |   |    |    |
|------|---|----|----|
| 4.10 | - | 0  | 0  |
| 4.9  | - | 1  | 1  |
| 4.8  | - | 66 | 66 |
| 4.7  | - | 0  | 0  |
| 4.6  | - | 43 | 43 |

|      |      |      |      |      |
|------|------|------|------|------|
| 4.11 | 4.12 | 4.13 | 4.14 | 4.15 |
| -    | -    | 0    | -    | -    |
| 6    | 320  | 32   | 48   | 1    |
| 6    | 320  | 43   | 48   | 1    |

Continues to ----->

|     |    |     |     |
|-----|----|-----|-----|
| 1.7 | 87 | 485 | 584 |
| 1.8 | -  | 66  | 66  |
| 1.9 | -  | 0   | 0   |

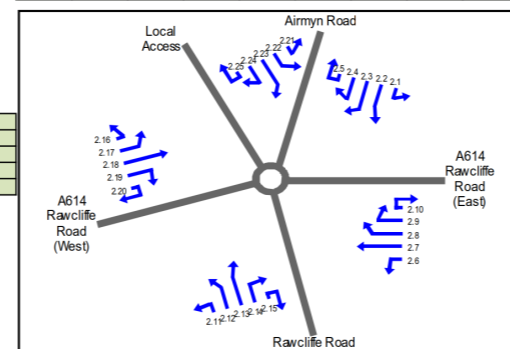
|     |   |     |     |
|-----|---|-----|-----|
| 1.4 | - | 36  | 36  |
| 1.5 | - | 350 | 350 |
| 1.6 | - | 0   | 0   |



|     |   |     |     |
|-----|---|-----|-----|
| 1.3 | - | 0   | 0   |
| 1.2 | 0 | 385 | 397 |
| 1.1 | - | 390 | 390 |

|      |      |      |      |      |     |     |     |     |     |
|------|------|------|------|------|-----|-----|-----|-----|-----|
| 2.25 | 2.24 | 2.23 | 2.22 | 2.21 | 2.5 | 2.4 | 2.3 | 2.2 | 2.1 |
| -    | -    | -    | -    | -    | -   | -   | -   | -   | -   |
| 0    | 2    | 0    | 11   | 5    | 0   | 1   | 103 | 25  | 42  |
| 0    | 2    | 0    | 11   | 5    | 0   | 1   | 103 | 25  | 42  |

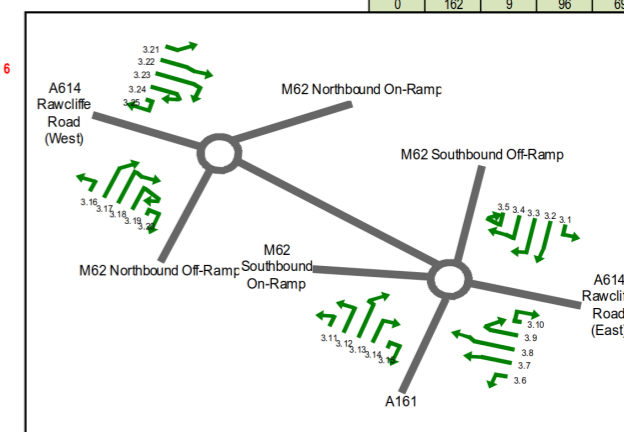
|      |    |     |     |
|------|----|-----|-----|
| 2.16 | -  | 0   | 0   |
| 2.17 | -  | 129 | 129 |
| 2.18 | 87 | 666 | 764 |
| 2.19 | -  | 55  | 55  |
| 2.20 | -  | 0   | 0   |



|      |      |      |      |      |
|------|------|------|------|------|
| 2.11 | 2.12 | 2.13 | 2.14 | 2.15 |
| -    | -    | -    | -    | -    |
| 85   | 0    | 37   | 265  | 1    |
| 85   | 0    | 37   | 265  | 1    |

|      |   |     |     |      |    |     |     |
|------|---|-----|-----|------|----|-----|-----|
| 2.10 | - | 5   | 5   | 3.21 | 11 | 242 | 253 |
| 2.9  | - | 95  | 95  | 3.22 | -  | 210 | 210 |
| 2.8  | - | 3   | 3   | 3.24 | -  | 417 | 417 |
| 2.7  | 0 | 621 | 633 | 3.25 | -  | 0   | 0   |
| 2.6  | - | 100 | 100 |      |    |     |     |

|     |     |     |     |     |
|-----|-----|-----|-----|-----|
| 3.5 | 3.4 | 3.3 | 3.2 | 3.1 |
| -   | 0   | -   | -   | -   |
| 0   | 162 | 9   | 96  | 69  |
| 0   | 162 | 9   | 96  | 69  |



|      |   |     |     |
|------|---|-----|-----|
| 3.10 | - | 0   | 0   |
| 3.9  | - | 51  | 51  |
| 3.8  | - | 434 | 434 |
| 3.7  | - | 263 | 263 |
| 3.6  | - | 29  | 29  |

|      |      |      |      |      |      |      |      |      |      |
|------|------|------|------|------|------|------|------|------|------|
| 3.16 | 3.17 | 3.18 | 3.19 | 3.20 | 3.11 | 3.12 | 3.13 | 3.14 | 1.15 |
| 0    | -    | -    | -    | -    | -    | -    | -    | -    | -    |
| 312  | 5    | 363  | 236  | 0    | 253  | 154  | 162  | 11   | 0    |
| 324  | 5    | 363  | 236  | 0    | 253  | 154  | 162  | 11   | 0    |